



New circular economy law 01/2022

Impacts for Feed Managers
June 2022



- 1. The AGEC law** (definition and requirements)
- 2. The compliance process**
 - a. Identify product categories that are concerned
 - b. Check the operator configuration
 - c. Send information to Mirakl
- 3. Mirakl back-office look**
- 4. Mirakl APIs**

Ensure compliance with French Circular Economy Law

What is the law about?

📍 France/ Europe | 📅 January 2022

Operators may be liable for the collection and remittance of a product eco-contribution amount to French authorities. They may be liable for taking back old equipment when the seller has not specified any take-back terms.

This amount should be displayed to customers on product page and at cart. Take-back terms should also be displayed on the front.

Operators should keep a ledger of eco-contributions collected by the seller.

- Eco-contribution applies to certain product categories
- Different authorities, called eco-organizations, collect the eco-contribution amount for each category
- The amount collected on a product can vary from one organization to another
- Sellers should be registered under an ID number at the relevant eco-organizations (can be several)
- If they aren't, Operators are in charge of registering themselves and collecting the eco-contribution

Operators requirements to be compliant

- 1 **Display on the PDP and on the cart page (WEEE/DEA):**
 - amount of the eco-contribution (data of the seller or of the operator)**Display to the customer before the conclusion of the sale:**
 - take-back terms of the seller or the operator if not specified by the seller
- 2 Collect the eco-contribution if the seller is not registered at an eco-organization (*missing IDU*).
- 3 Keep a ledger of all the eco-contribution amounts collected by sellers
- 4 Display the seller IDU in the seller CGV

Sellers requirements to be compliant

- 1 Be registered with each competent eco-organization according to the product categories and have a unique identifier (IDU) for each of them
- 2 Display on each product the information relating to the eco-contribution (UDI + amount) for each eco-organization

The road to our clients' compliance

- 1 Eco-contribution collection management **AVAILABLE**
- 2 Collect **AVAILABLE**
 - eco-contribution amount at offer and order line level **(Q1 2022)**
 - take-back terms at shop level **(Q1 2022)**
 - producer ID at shop and offer level **(Q1 2022)**
- 3 Provide the data to build a ledger **AVAILABLE**



The compliance process

— The compliance process



Step #1 Identify product categories that are concerned

Step #2 Check the operator configuration

Step #3 Send information to Mirakl

— The compliance process for sellers

STEP 1

Identify product categories that are concerned

Consult the ADEME list

The public agency ADEME is in charge of centralizing “producers” registration information and grants each “producer” unique identifiers (IDU) when they register at an eco-organization.

ADEME holds the list of product categories concerned by this new law.

[ADEME website](#)

STEP 2

Check the operator configuration

Operator will collect data information

Each operator will have to collect the eco-contribution information. For that, they can activate the Mirakl natives fields (recommended) or create custom fields.

Contact your operator to know the new requirements on its platform.

STEP 3

Send information to Mirakl

Initialization

Add the producer ID of all eco-organizations you are registered to and the product recycling & removal policy on your seller profile.

Run

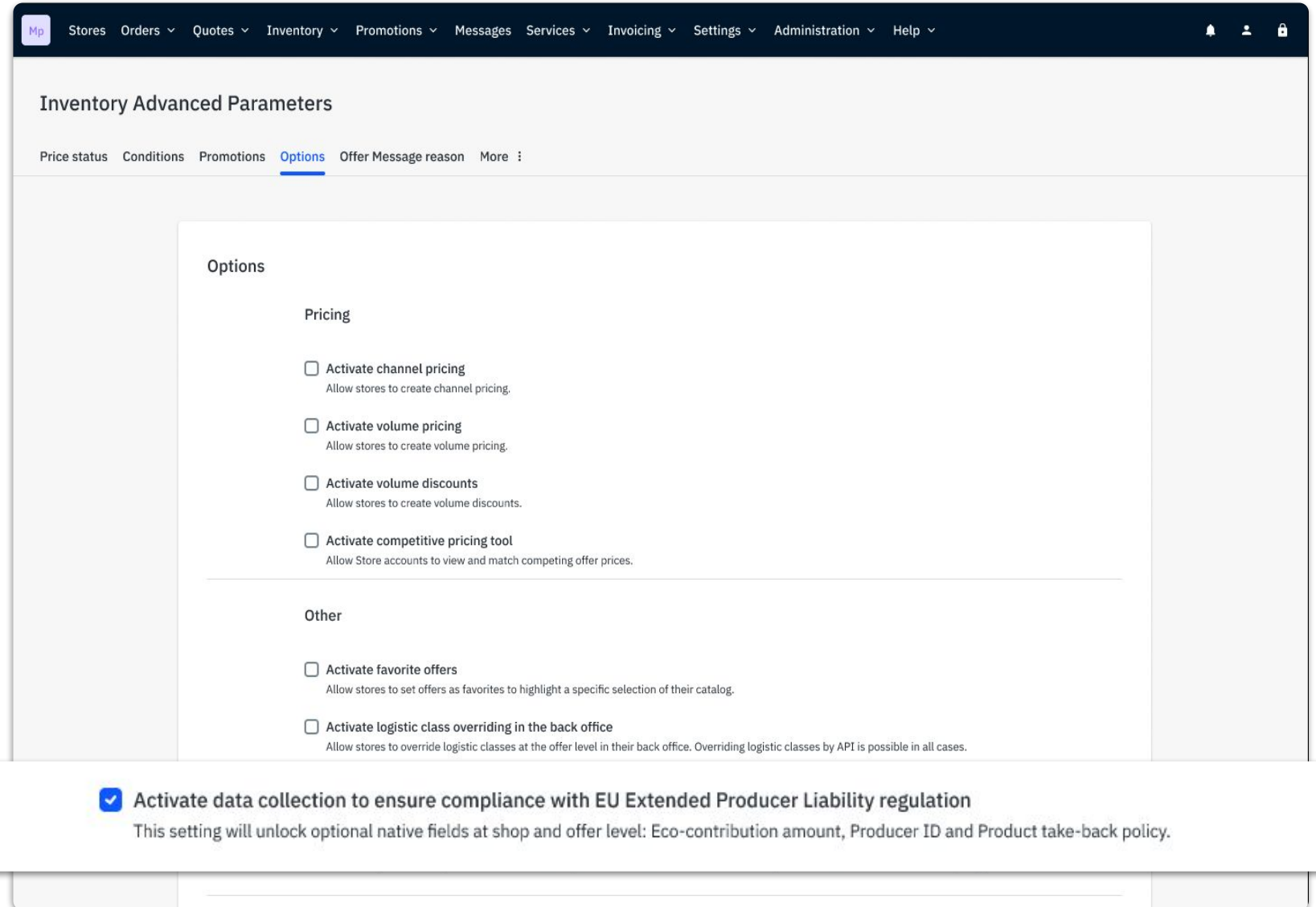
At the offer level, send the list of each IDU concerned and their amounts.



Mirakl back-office look

— Prerequisite - Operator must activate the new set of native fields

Operator must activate a new setting to unlock new shop and offer native fields.



Stores Orders Quotes Inventory Promotions Messages Services Invoicing Settings Administration Help

Inventory Advanced Parameters

Price status Conditions Promotions **Options** Offer Message reason More

Options

Pricing

- Activate channel pricing**
Allow stores to create channel pricing.
- Activate volume pricing**
Allow stores to create volume pricing.
- Activate volume discounts**
Allow stores to create volume discounts.
- Activate competitive pricing tool**
Allow Store accounts to view and match competing offer prices.

Other

- Activate favorite offers**
Allow stores to set offers as favorites to highlight a specific selection of their catalog.
- Activate logistic class overriding in the back office**
Allow stores to override logistic classes at the offer level in their back office. Overriding logistic classes by API is possible in all cases.

Activate data collection to ensure compliance with EU Extended Producer Liability regulation
This setting will unlock optional native fields at shop and offer level: Eco-contribution amount, Producer ID and Product take-back policy.

1. Shop profile

Sellers will also provide:

- [seller_profile] Producer ID numbers
- [seller_profile] Product take-back policy

→ A list of their Producer IDs

- Producer Id = unique registration number at each different eco-organization.
- This information can be retrieved via S20 in order to be exposed on Sellers' Terms of Service.

→ Their recycling policy

- The conditions on which they take-back clients' used products.
- This information can be retrieved via S20 in order to be exposed on Seller's profile and product pages.



The screenshot displays the MIRAKL 'My store account' interface. The top navigation bar includes 'MIRAKL' and various menu items like 'My Orders', 'My Inventory', 'My Promotions', 'My Messages', 'My Account', 'Platform Settings', and 'Help'. The main content area is titled 'My store account' with a status of 'Active'. Below this, there are tabs for 'My account', 'Contact details', 'Bank account details', 'Shipping configuration', 'Shipping options', and 'More :'. The 'Store' section contains a form with the following fields: 'Name*' (Operator Shop), 'Domain' (Products), 'Closed' (From/To date range), and 'Description' (Placeholder, 32/100 characters). The 'Extended Producer Liability' section includes a note: 'This information should be provided for compliance purposes. Learn more'. It features two text input fields: 'Producer IDs' (FR12345678-JOUET ; FR87654321-PILES ; FR11231321-MOBILIER, 32/100) and 'Recycling policy' (We provide take-back services on your used products to be more eco-friendly ! Please select the option "take-back" when validating your basket so we can organise it., 32/100). A small note on the right side of the 'Recycling policy' field reads: 'Describe on which conditions you may take-back clients' used products when they buy new ones from you.'

— 2. Offer creation and update (back-office)

Sellers will need to provide all applicable combinations of Producer ID and Eco-contribution amount for each offer.

- This can be done via offer import files or via the back-office.
- This information will be available in all offer APIs in order for the Operator to display this information on product detail page and at cart.

In the Back-office

The screenshot shows a back-office form titled "Additional information". It contains the following fields and elements:

- Producer ID:** A dropdown menu with "-- Select --" and a downward arrow.
- Eco-contribution amount:** A text input field containing "2.49" and a currency symbol "€".
- Issued from your account information:** A small text label below the Eco-contribution amount field.
- + Add an eco-contribution:** A blue link with a plus sign.
- eg. example value:** A text input field with a placeholder value.
- Gift-wrapping:** A dropdown menu with "Par default" and a downward arrow.
- Minimum order quantity:** A text input field.
- Contact us:** A text input field.

— 2. Offer creation and update (import file)

In the import file -

Offer fields couple: we have two fields and one column.

- **[offer_level]** Eco-contribution amount
- **[offer_level]** Producer ID






Those two fields will be coupled in one column of the offer import file.

a	Eco_contributions	c	d
XXXXX	Eco-contribution1 IDU1,Eco-contribution2 IDU2,Eco-contribution3 IDU3	XXXXX	XXXXX



Mirakl APIs

— New fields available in seller's APIs

	 New fields		
	Producer identifiers String array field	Recycling & Removal policy String field	API field format
A01 GET Get seller information			<pre>"producer_ids": ["string"], "recycling_policy": "string",</pre>
A02 PUT Update seller information			

New fields available in offers' APIs

New fields

	Eco-contributions List of producer IDs with associated amounts	API field format
OF01 POST Import a file to add or update offers	✓	New column: eco-contributions Value format: ProducerID1 Amount1,ProducerID2 Amount2,...,ProducerID20 Amount20
OF21 GET List offers of a seller	✓	<pre> "eco_contributions": [{ "eco_contribution_amount": "number", "producer_id": "string" }], </pre>
OF22 GET Get information about an offer	✓	
OF24 POST Create, update, or delete offers	✓	
P11 GET List offers for each given product	✓	
OF51 & OF52 GET Get offers CSV file	✓	

Please read our documentation carefully to allow sellers providing data to comply with circular economy regulations

[Click here](#)

